


MON CAHIER DE CALLIGRAPHIE



LA GARDERIE Les Petits Calinours

1200 Sir Wilfrid Laurier.
Mont-Saint-Hilaire, Qc. J3G 4S6
Tel: (450)446-2912 Fax: (450)714-0998
Site Web: www.garderie-les-petits-calinours.com

Mon cahier de calligraphie




Deviens plus habile
qu'un singe!

Mon nom :

Table des matières

A, a.....	4
B, b.....	5
C, c.....	6
D, d.....	7
E, e.....	8
F, f.....	9
G, g.....	10
H, h.....	11
I, i.....	12
J, j.....	13
K, k.....	14
L, l.....	15
M, m.....	16
N, n.....	17
O, o.....	18
P, p.....	19
Q, q.....	20
R, r.....	21
S, s.....	22
T, t.....	23
U, u.....	24
V, v.....	25
W, w.....	26
X, x.....	27
Y, y.....	28
Z, z.....	29
Pages lignées pour se pratiquer encore un peu.....	30
Diplôme du super scripteur.....	37

A a



→ a a a a a a a a


→ a

→ a

→ A A A A A A A


→ A

→ A




→ araignée

Bb



Une bicyclette



Un bateau

b b b b b b b b b

b

b

B B B B B B B B B

B

B



banane

C c



Un cadeau



Un château

→ C C C C C C C C C


→ C

→ c

→ C C C C C

→ C

→ c



caribou

D d



Un drapeau

d d d d d d d

d

d

D D D D D D

D

D



diabole

E e



Un écureuil



Un éléphant

→ e e e e e e e e e e

→ e

→ e

→ E E E E E E E E E E

→ E

→ E



→ école école

F f



Une fraise



Un fantôme

f f f f f f f f

f

f

F F F F F F F F


F

F



feu

Gg



Une grenouille



Une girafe

g g g g g g g g

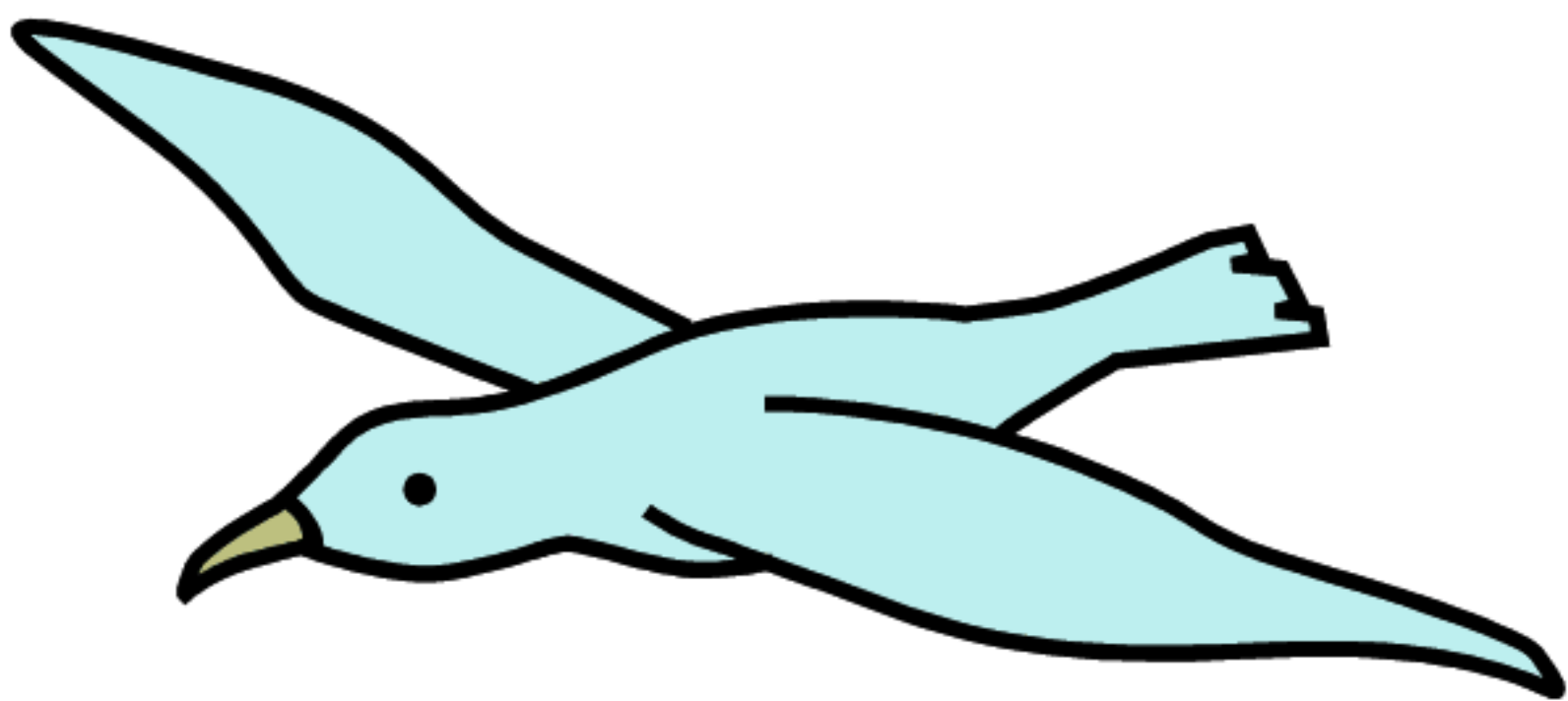
g

g

G G G G G G G G

G

G



goéland

Hh



Un hibou



Un hôpital

h h h h h h h h

h

h

H H H H H H H H

H

H



hache

I i



Une infirmière



Une île

Handwriting practice section with three rows of dashed lowercase 'i' and three rows of dashed uppercase 'I' on ruled lines. Each row starts with a solid letter and an arrow indicating the writing direction, followed by several dashed versions of the same letter for tracing.



imprimante

Jj



Un jouet



Un journal

j j j j j j j j


j j

j j

J J J J J J J J


J J

J J




jumeaux

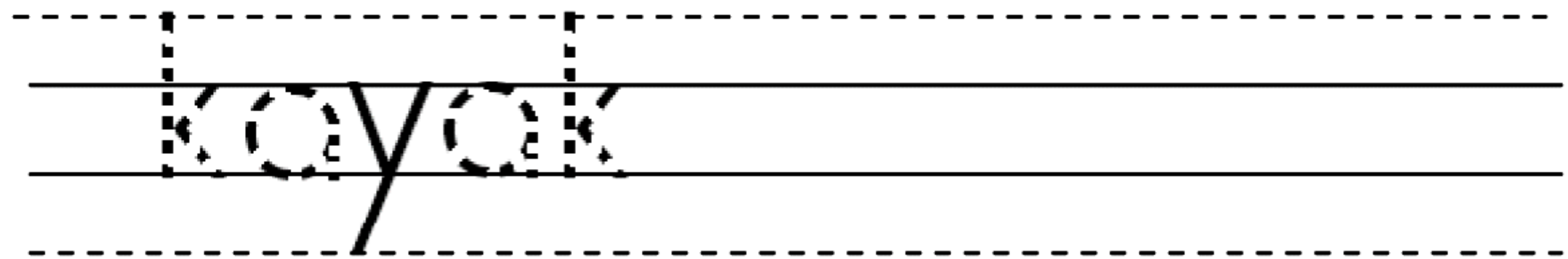
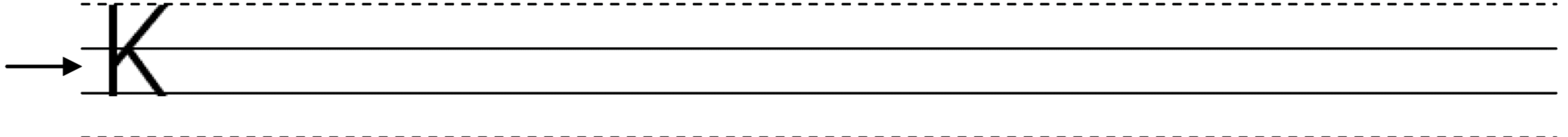
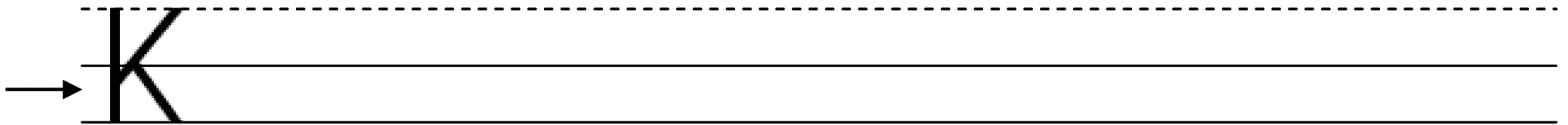
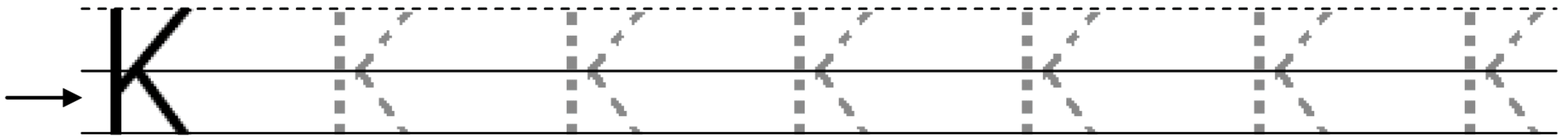
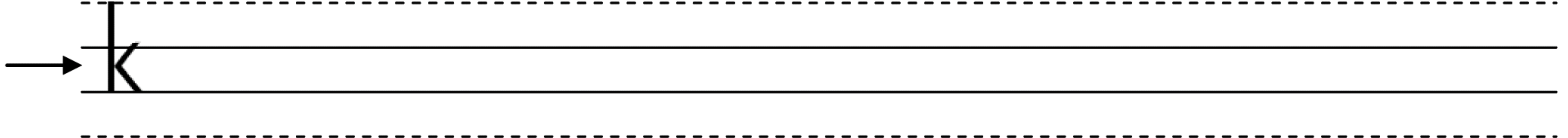
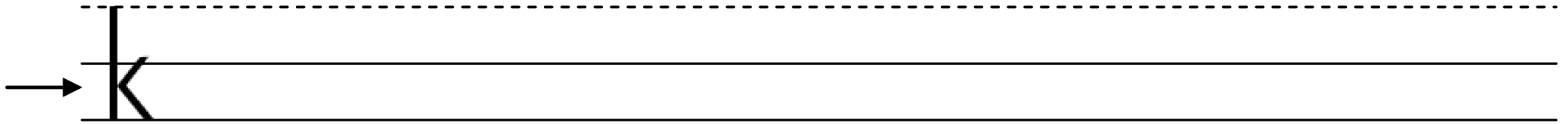
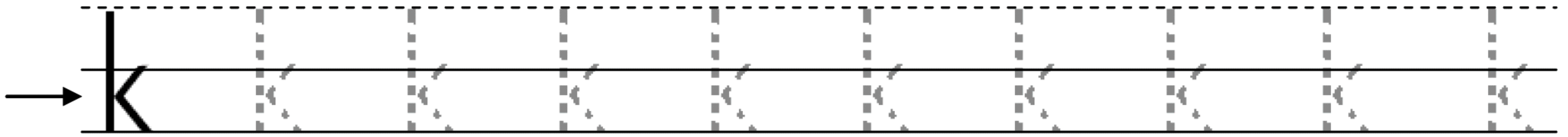
Kk



Un kangourou



Du karaté



L I




Une laitue



La Lune

Handwriting practice section with multiple rows of lines. Each row consists of a solid top line, a dashed middle line, and a solid bottom line. The first row contains a solid 'L' followed by seven dashed 'L's. The second row contains a solid 'L' followed by a blank space. The third row contains a solid 'L' followed by a blank space. The fourth row contains a solid 'L' followed by seven dashed 'L's. The fifth row contains a solid 'L' followed by a blank space. The sixth row contains a solid 'L' followed by a blank space.



lièvre

Mm



Un masque



Un matelot

→ m m m m m m m m

→ m

→ m

→ M M M M M M M M


→ M

→ M



magicienne

Nn



Une navette

Des nuages



→ n n n n n n n n n n

→ n

→ n


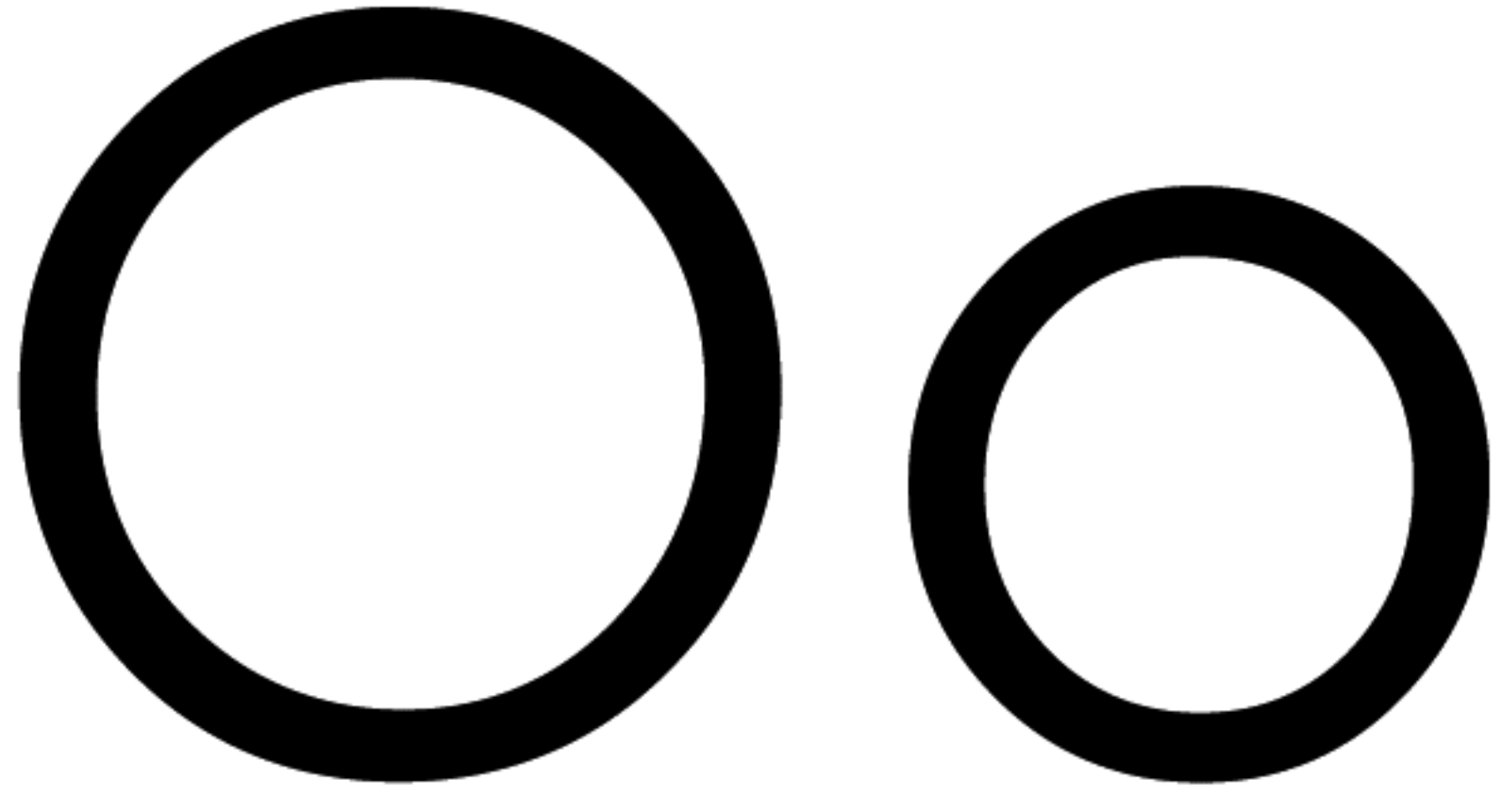
→ N N N N N N N N N N

→ N

→ N





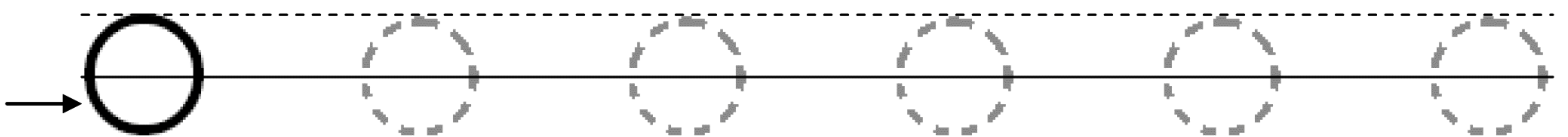

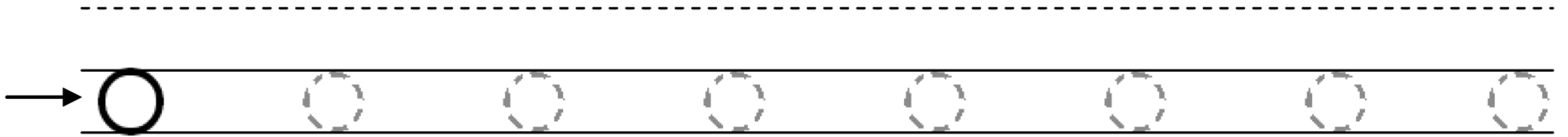
nain



Un ours




Un os



orange

Pp



Un phoque



Une perruche

→ p p p p p p p p

→ p

→ p

→ P P P P P P P


→ P

→ P



parapluie

Q q



Une queue



Un quartier

q q q q q q q

q

q

Q Q Q Q Q Q

Q

Q



quille

Rr



Un rat



Une reine

→ r r r r r r r r r r r r r r r r

→ r

→ r

→ R R R R R R R R R R R R R R R R

→ R

→ R



réfrigérateur

S s



Une sorcière



Un squelette

→ S s s s s s s s s s s s s


→ S

→ s

→ S S S S S S S

→ S

→ s




serpent

T t



Un taxi



Un timbre

Tracing practice for lowercase letter 't' on a three-line grid. The first row shows a solid 't' followed by seven dashed 't's for tracing. An arrow on the left points to the start of the first row.

Tracing practice for lowercase letter 't' on a three-line grid. The first row shows a solid 't' followed by blank space for independent writing. An arrow on the left points to the start of the first row.

Tracing practice for lowercase letter 't' on a three-line grid. The first row shows a solid 't' followed by blank space for independent writing. An arrow on the left points to the start of the first row.

Tracing practice for uppercase letter 'T' on a three-line grid. The first row shows a solid 'T' followed by five dashed 'T's for tracing. An arrow on the left points to the start of the first row.


Tracing practice for uppercase letter 'T' on a three-line grid. The first row shows a solid 'T' followed by blank space for independent writing. An arrow on the left points to the start of the first row.

Tracing practice for uppercase letter 'T' on a three-line grid. The first row shows a solid 'T' followed by blank space for independent writing. An arrow on the left points to the start of the first row.



trophée

U u



Une urne



Des ustensiles

u u u u u u u u u u


u

u

U U U U U U U U

U

U



usine

V v



Un volcan




Une valise

Handwriting practice lines for the letter 'V'. Each row consists of a solid top line, a dashed middle line, and a solid bottom line. The first row contains a solid 'V' followed by several dashed 'V's. The second row contains a solid 'V' followed by blank space. The third row contains a solid 'V' followed by blank space. The fourth row contains a solid 'V' followed by several dashed 'V's. The fifth row contains a solid 'V' followed by blank space. The sixth row contains a solid 'V' followed by blank space.



vache

W w



Un wigwam



Du water-polo

→ W W W W W W W W

→ W

→ W

→ W W W W W

→ W

→ W

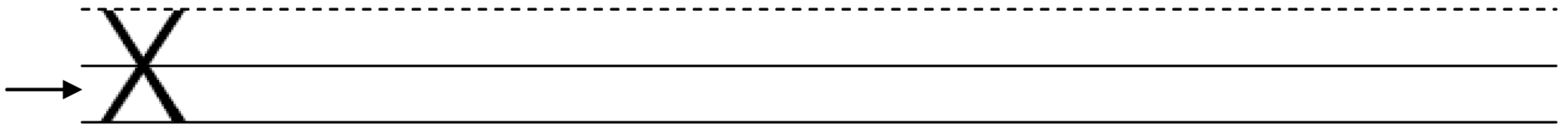
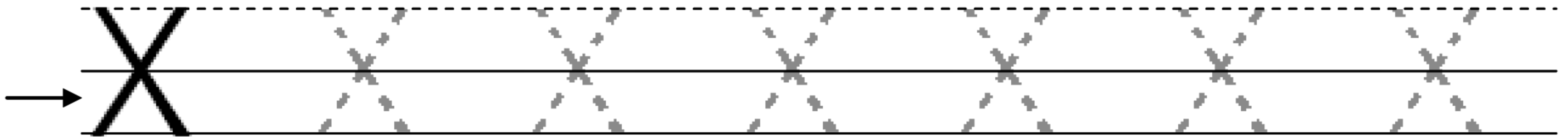


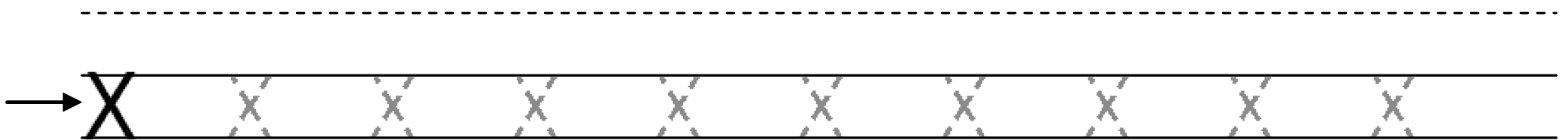


wagon

X x



Un xylophoniste



xylophone

Yy



Un yoyo



Des yeux

Handwriting practice section with multiple rows of lines. Each row starts with a solid letter 'Y' or 'y' followed by several dashed versions for tracing. The rows are: 1) Uppercase 'Y' tracing, 2) Lowercase 'y' tracing, 3) Lowercase 'y' tracing, 4) Uppercase 'Y' tracing, 5) Uppercase 'Y' tracing, 6) Uppercase 'Y' tracing.



Yogourt

Z z



Un zoo



Zzzz...

→ Z Z Z Z Z Z Z Z Z Z

→ Z

→ Z

→ Z Z Z Z Z Z Z Z

→ Z

→ Z



zèbre

Pratique-toi encore un peu!

Si tu as de la difficulté à tracer certaines lettres, continue à l'exercer sur cette page et sur les suivantes! Tu vas y arriver!



Handwriting practice lines consisting of multiple sets of three horizontal lines: a solid top line, a dashed middle line, and a solid bottom line.

Continue! Tu vas y arriver!!!

Handwriting practice lines consisting of multiple sets of three horizontal lines (top solid, middle dashed, bottom solid) for text entry.

Continue! Tu vas y arriver!!!

Handwriting practice lines consisting of a solid top line, a dashed midline, and a solid bottom line, repeated down the page.

Continue! Tu vas y arriver!!!

Handwriting practice lines consisting of a solid top line, a dashed midline, and a solid bottom line, repeated down the page.

Continue! Tu vas y arriver!!!

Handwriting practice lines consisting of multiple sets of three horizontal lines (top solid, middle dashed, bottom solid) for text entry.

Continue! Tu vas y arriver!!!


Handwriting practice lines consisting of multiple sets of three horizontal lines (top solid, middle dashed, bottom solid).

Continue! Tu vas y arriver!!!

Handwriting practice lines consisting of a solid top line, a dashed midline, and a solid bottom line, repeated down the page.

Félicitations!

est maintenant
un(e) champion(ne) de
l'écriture!



Tu es maintenant plus
habile que moi! Bravo!

Date : _____